



# ENERG

енергия · ενεργεια

Y


IJA

IE





IA



## GUNTAMATIC

BIOSTAR 13





- + 
- + 
- + 
- + 



# ENERG

енергия · ενεργεια

Y




IJA





IE

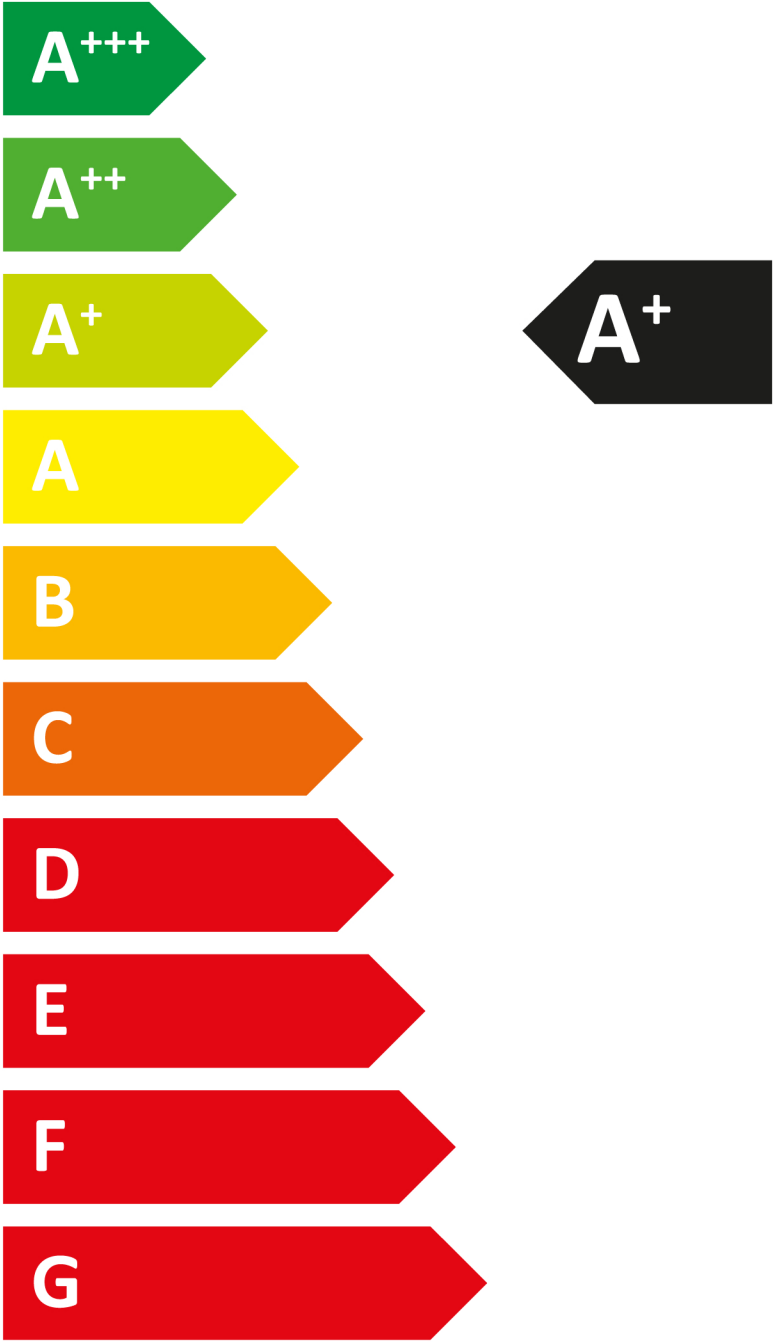
IA

## GUNTAMATIC

BIOSTAR 17

+		<input type="checkbox"/>
+		<input type="checkbox"/>
+		<input checked="" type="checkbox"/>
+		<input type="checkbox"/>



The diagram shows a vertical scale of energy efficiency classes from A+++ at the top to G at the bottom. The classes are represented by colored arrows pointing to the right. A black arrow labeled A+ points to the left, indicating the product's energy class.



# ENERG

енергия · ενεργεια

Y


IJA

IE

IA

## GUNTAMATIC

BIOSTAR 24.1



A<sup>+</sup>

A<sup>+++</sup>

A<sup>++</sup>

A<sup>++</sup>

A<sup>+</sup>

A

B

C

D

E

F

G

+		<input type="checkbox"/>
+		<input type="checkbox"/>
+		<input checked="" type="checkbox"/>
+		<input type="checkbox"/>



# ENERG

енергия · ενεργεια

Y


IJA

IE

IA

## GUNTAMATIC

BIOSTAR 33 (2021)



A<sup>+</sup>

A<sup>+++</sup>

A<sup>++</sup>

A<sup>++</sup>

A<sup>+</sup>

A

B

C

D

E

F

G

+		<input type="checkbox"/>
+		<input type="checkbox"/>
+		<input checked="" type="checkbox"/>
+		<input type="checkbox"/>