



# ENERG

енергия · ενεργεια

Y


IJA

IE

IA

## GUNTAMATIC

BIOSTAR 13



A<sup>+</sup>

A<sup>+++</sup>

A<sup>++</sup>

A<sup>+</sup>

A<sup>+</sup>

A

B

C


D

E

F

G

+



+



+



+





# ENERG

енергия · ενεργεια

Y




IJA





IE


IA

## GUNTAMATIC

BIOSTAR 17

+		<input type="checkbox"/>
+		<input type="checkbox"/>
+		<input checked="" type="checkbox"/>
+		<input type="checkbox"/>



The diagram shows a vertical scale of energy efficiency classes from A+++ at the top to G at the bottom. The classes are represented by colored arrows pointing to the right. A black arrow labeled A+ is positioned to the right of the scale, indicating the product's energy class.